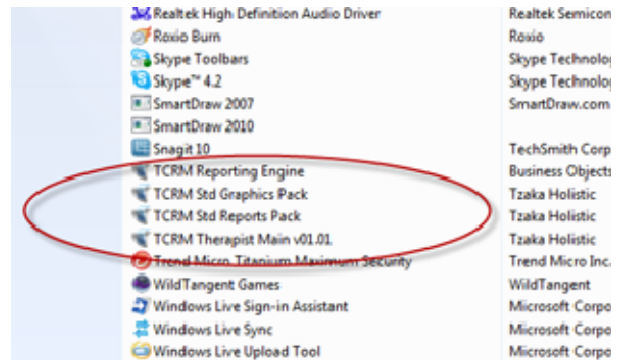


## TCRM Therapist -- Uninstall...

To Uninstall and remove the system from your computer you need to go to the Control Panel and uninstall all application files which start with

TCRM xxxxxxxxxxxx xxxxx

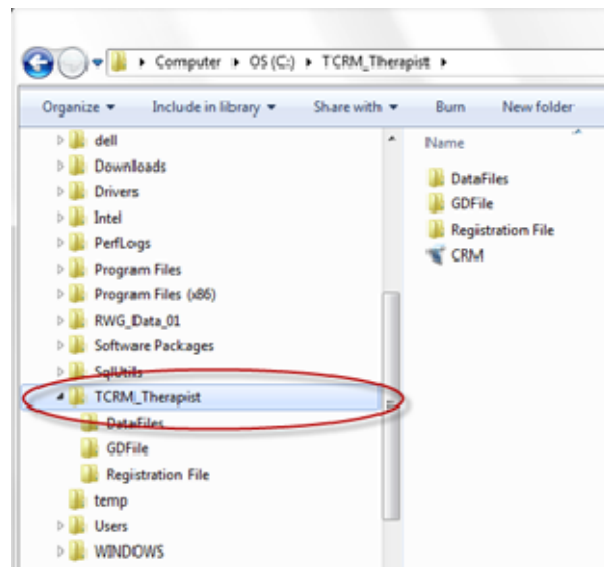
as highlighted on the diagram opposite.



The system has been designed to delete all the folders containing system programs, graphics and reports etc.

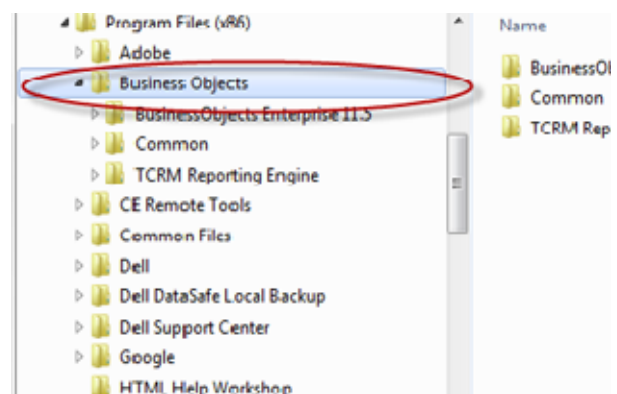
It will however always leave the Data File containing client and treatment information along with the registration file created on setup for your reference.

To remove these files simply delete the **TCRM\_Therapist** folder and all its sub folders to completely remove all traces of the TCRM Therapist system.



Though the system is designed to remove the business objects folder from your computer it is possible that this folder and its sub folders may be accessed by other applications running on your computer. If you are sure that no other applications are using these folders you can delete them.

If for any reason you have uninstalled the TCRM Reporting Engine from your system and wish to reinstall this module via the standard system Setup method this folder and its sub folders will need to be removed prior to the installation.



A manual installation is recommended, if you are unsure or the report selections are not functioning correctly you should contact Tzaka Holistic.